

Non-Oil Foreign Trade

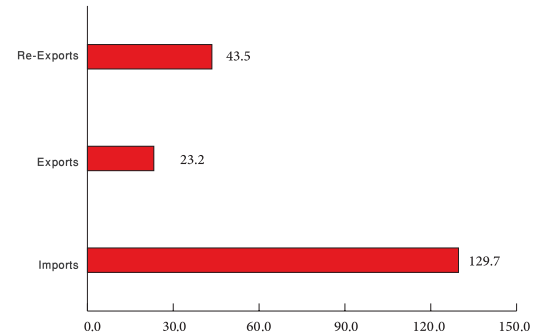
Q1 2014 - Emirate of Dubai

Direct Foreign Trade

Direct Foreign Trade Imports amounted 129.7 Billion AED in Q1 2014, with contribution of 66.1%.

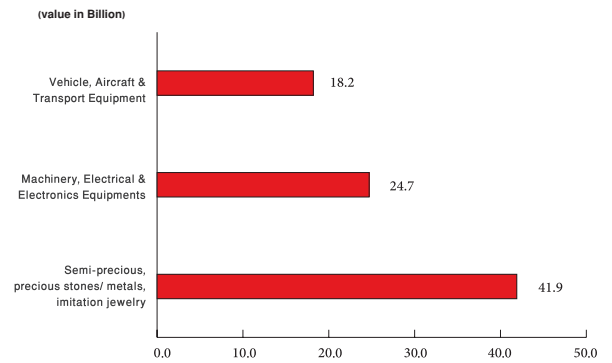
Direct Foreign Trade Exports amounted 23.2 Billion AED in Q1 2014, with contribution of 11.8%.

Direct Foreign Trade Re-Exports amounted 43.5 Billion AED in Q1 2014, with contribution of 22.1%.



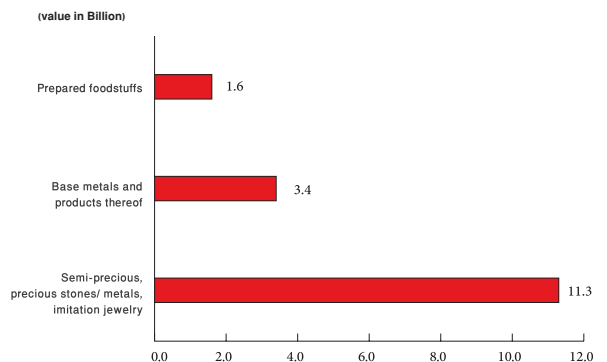
In Q1 2014 Semi-precious/precious stones & metals, imitation jewelry obtain the lead in Imports with amount of 41.9 Billion AED and contribution of 32.3%, then Machinery, electrical and electronics equipment amounted to 24.7 Billion AED with contribution of 19.1%, followed by Vehicles, aircraft, & transport equipment amounted to 18.2 Billion AED with contribution of 14.0%.

▲ The most outstanding sections in Direct Foreign Trade Imports



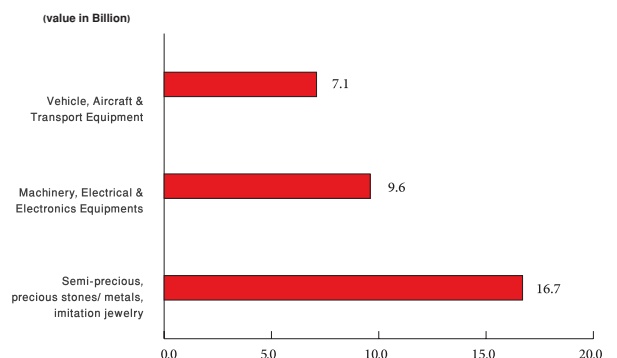
In Q1 2014 Semi-precious/precious stones & metals, imitation jewelry obtain the lead in Exports with amount of 11.3 Billion AED and contribution of 48.6%, then Base metals and products thereof amounted to 3.4 Billion AED with contribution of 14.6%, followed by Prepared foodstuffs amounted to 1.6 Billion AED with contribution of 7.1%.

▲ The most outstanding sections in Direct Foreign Trade Exports



In Q1 2014 Semi-precious/precious stones & metals, imitation jewelry obtain the lead in Re-Export with amount of 16.7 Billion AED and contribution of 38.5%, then Machinery, electrical and electronics equipment amounted to 9.6 Billion AED with contribution of 22.1%, followed by Vehicles, aircraft, & transport equipment amounted to 7.1 Billion AED with contribution of 16.3%.

▲ The most outstanding sections in Direct Foreign Trade Re-Exports

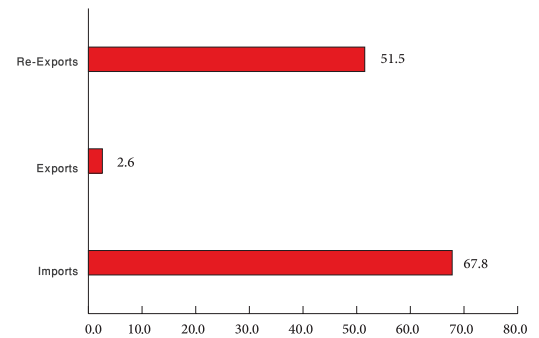


Free Zone Trade

Imports amounted to 67.8 Billion AED and contributed 55.6% of Free Zone Trade in Q1 2014.

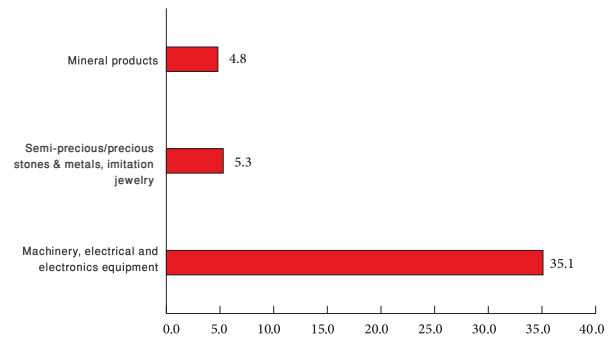
Exports amounted to 2.6 Billion AED and contributed 2.2% of Free Zone Trade in Q1 2014.

Re-Exports amounted to 51.5 Billion AED and contributed 42.2% of Free Zone Trade in Q1 2014



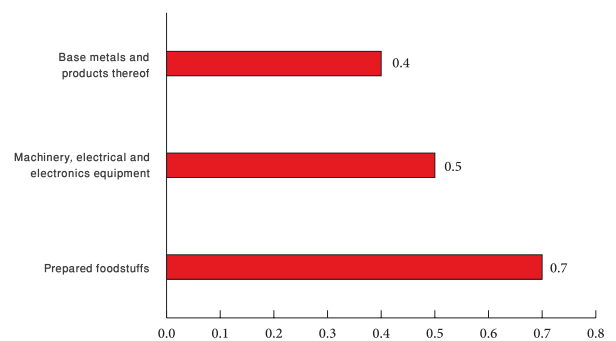
In Q1 2014 Machinery, electrical and electronics equipment obtain the lead in Imports of Free Zone Trade with amount of 35.1 Billion AED and contribution of 51.7%, then Semi-precious/precious stones & metals, imitation jewelry amounted to 5.3 Billion AED with contribution of 7.9%, followed by Mineral products amounted to 4.8 Billion AED and contribution of 7.1%.

▲ The most outstanding sections in Free Zone Trade Imports (value in Billion)



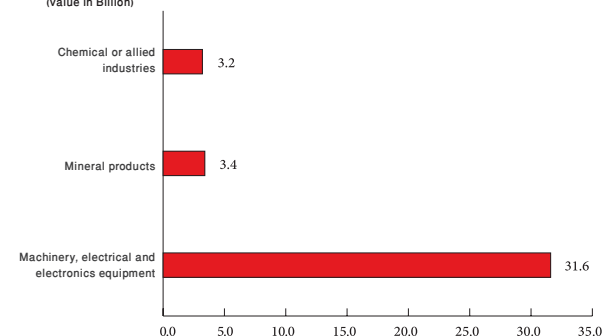
In Q1 2014 Prepared foodstuffs obtain the lead in Exports of Free Zone Trade with amount of 0.7 Billion AED and contribution of 25.9%, then Machinery, electrical and electronics equipment with amount of 0.5 Billion AED with contribution of 19.7%, followed by Base metals and products thereof with amount of 0.4 Billion AED with contribution of 16.6%.

▲ The most outstanding sections in Free Zone Trade Exports (value in Billion)



In Q1 2014 Machinery, electrical and electronics equipment obtain the lead in Re-Export of Free Zone Trade with amount of 31.6 Billion AED and contribution of 61.5%, then Mineral products with amount of 3.4 Billion AED and contribution of 6.6%, followed by Chemical or allied industries with amount of 3.2 Billion AED and contribution of 6.2%.

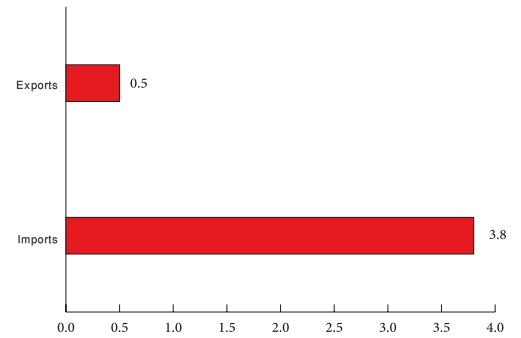
▲ The most outstanding sections in Free Zone Trade Re-Exports (value in Billion)



Custom Warehouse Trade

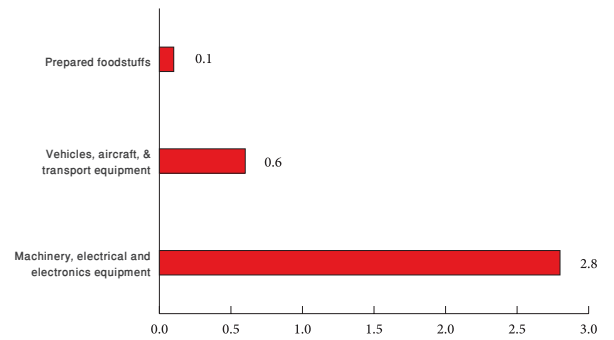
Imports amounted to 3.8 Billion AED and contributed 89.3% of Custom Warehouse Trade in Q1 2014.

Exports amounted to 0.5 Billion AED and contributed 10.7% of Custom Warehouse Trade in Q1 2014



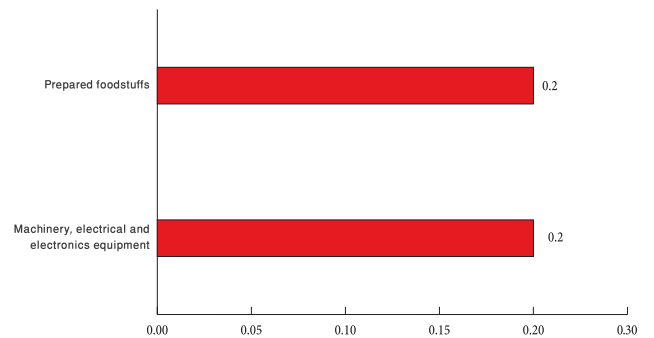
In Q1 2014 Machinery, electrical and electronics equipment obtain the lead in Imports of Custom Warehouse Trade with amount of 2.8 Billion AED and contribution of 74.6%, then Vehicles, aircraft, & transport equipment with amount of 0.6 Billion AED and contribution of 16.7%, followed by Prepared foodstuffs amounted to 0.1 Billion AED and contribution of 3.9%.

▲ The most outstanding sections in Custom Warehouse Trade Imports (value in Billion)



In Q1 2014 Machinery, electrical and electronics equipment obtain the lead in Exports of Custom Warehouse Trade with amount of 0.2 Billion AED and contribution of 45.7%, then Prepared foodstuffs with amount of 0.2 Billion AED and contribution of 34.0%.

▲ The most outstanding sections in Custom Warehouse Trade Exports (value in Billion)



*Equal values due to rounding process.